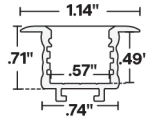





ESSENTIALS EMBD- ENCAPSULATED (03) STATIC COLOR

24VDC Linear Fixtures - Recessed



- Recessed flanged fixture designed for drywall and millwork installations
- Features high quality LED strips encapsulated in polyurethane in a rigid extrusion providing a robust fixture
- Encapsulation available in clear or translucent
- Suitable for indoor and outdoor locations (IK10)
- Mounting options include spring or magnet mounting clips
- Features painted end caps to match extrusion finish or clear end caps to achieve seamless appearance of long runs
- Red, Green, Blue or Amber LEDs available
- Q-Tran Red & Amber LED products are Florida Fish and Wildlife Conservation Commission certified, making them safe for turtles and other wildlife

INFORMATION REQUIRED FOR LIGHTING SCHEDULE

1	2	3	4	5	6
PRODUCT	WATTS/FT	CCT	RATED	EFFICIENCY	LENS
EB3SC	5.0		ENC	STD	

ADDITIONAL INFORMATION REQUIRED TO ORDER

7	8	9	10	11	12	13	14	15	16	17
WIRE INPUT/ OUTPUT	CONNECTOR / WIRE IN	CONNECTOR / WIRE OUT	INPUT END CAP	OUTPUT END CAP	WIRE COLOR	WIRE TYPE	MOUNTING	FINISH	LENGTH (IN)	EXACT/ OPTIMAL
			STD	STD						

Sample Part Number: **EB3SC-5.0-G-ENC-STD-TL-P1-BW-BW-STD-STD-BK-CL2-SP-ST-48"-E**

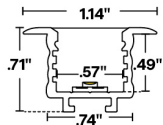
1 PRODUCT EB3SC See following pages for compatible power supplies.	2 WATTS/FT 5.0 5.0W/ft	3 CCT A Amber B Blue G Green R Red	4 RATED ENC IP67	5 EFFICIENCY STD Standard	6 LENS CL Clear TL Translucent For representation of LED visibility, see Diode Visibility section on following pages. For beam angles, see Photometric Performance section on following pages	
7 WIRE INPUT/OUTPUT SINGLE (Input only) S1 End Feed S2 Bottom Feed PASS THROUGH (Input/output) P1 End Feed P2 Bottom Feed	8 CONNECTOR/WIRE IN BW Bare Wire (Standard 24") BRL Barrel CON6 Connector 6" CON24 Connector 24" BW Bare Wire (Standard 24") BRL Barrel CON6 Connector 6" CON24 Connector 24"	9 CONNECTOR/WIRE OUT CLS Closed End (No feed) BW Bare Wire (Standard 24") BRL Barrel CON6 Connector 6" CON24 Connector 24"	10 INPUT END CAP STD Standard STD - End cap matches fixture finish chosen	11 OUTPUT END CAP STD Standard STD - End cap matches fixture finish chosen	12 WIRE COLOR WH White BK Black N/A For Barrel	13 WIRE TYPE CL2 Class 2 CL2P Plenum Rated N/A For Barrel CL2P only available with bare wire leads (BW)
14 MOUNTING SP Spring Clip MG Magnet	15 FINISH ST Satin CU Custom Custom finishes require a longer lead time, consult factory	16 LENGTH (IN) Minimum length is 12", maximum length is 98" not including end caps. Contact us for lengths under 12".	17 EXACT/OPTIMAL O Optimal Illumination E Exact Specified Length Exact fixtures match the exact length you specify, but they may have dim spots at the ends. Optimal fixtures are slightly shorter than the length specified, but provide full illumination from end to end. See Exact/Optimal Fixture Length charts.			



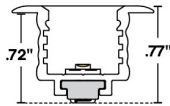
ESSENTIALS EMBD-ENCAPSULATED (03) STATIC COLOR

24VDC Linear Fixtures - Recessed

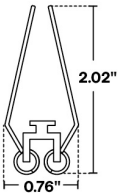
1 PRODUCT - DIMENSIONS



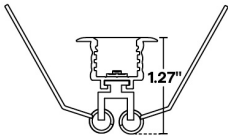
Profile



Profile with magnet mounting clip



Spring mounting clip



Profile with spring mounting clip

2 DELIVERED LUMENS

[Calculated L70 = 40000 hrs]
Tested with EB3SC-5.0-**-ENC-STD

	Red		Green		Blue		Amber	
	LM/FT	WAVELENGTH	LM/FT	WAVELENGTH	LM/FT	WAVELENGTH	LM/FT	WAVELENGTH
CL	63	633	246	517	61	466	38	597
TL	50	633	198	517	49	466	30	597

6 DIODE VISIBILITY



ENC/CL - Clear encapsulation

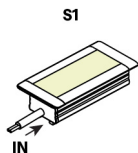
ENC/TL - Translucent encapsulation

TEMPERATURE RATINGS

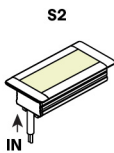
	5.0 W/FT	
	Min	Max
Ambient Operating Temp - Recessed	-4°F	100°F

7 WIRE INPUT/OUTPUT

SINGLE (Input only)

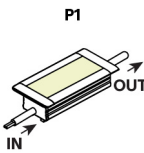


End Feed

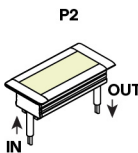


Bottom Feed

PASS THROUGH (Input/Output)



End Feed



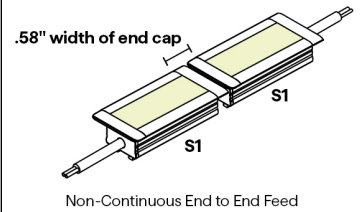
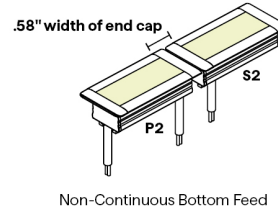
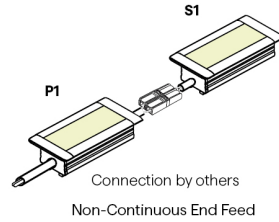
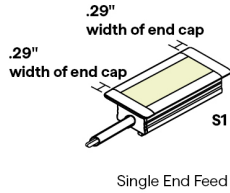
Bottom Feed



ESSENTIALS EMBD-ENCAPSULATED (03) STATIC COLOR

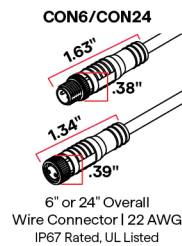
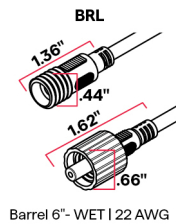
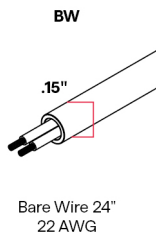
24VDC Linear Fixtures - Recessed

CONFIGURATION OPTIONS



8 / 9 CONNECTOR/WIRE - IN/OUT

Connector/Wire In or Out not needed to specify product. Standard configuration is BW for Wire In and CLS for Wire out



12 WIRE COLOR

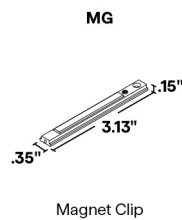


14 MOUNTING



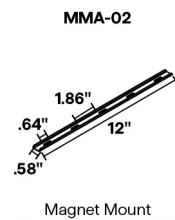
2 clips provided for 4' or less. 4 clips provided for greater than 4'.

To order separately use SP-01



One MG provided per foot

To order separately use MG-02



Sold separately, to order use MMA-02

Each bracket comes with 2 #6 x 5/8" Flat Head SS

Required when mounting to a non-magnetic surface

15 FINISH



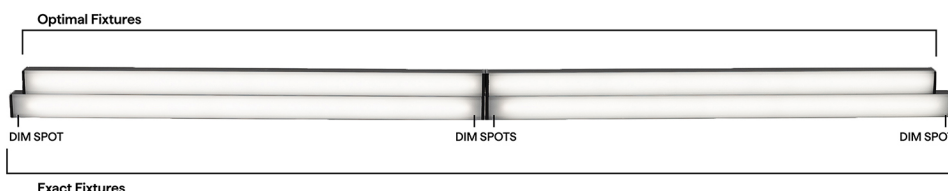
Custom finishes require a longer lead time, consult factory

17 EXACT/OPTIMAL FIXTURE LENGTH

[E/O Length Calculator →](#)

[E/O Explained →](#)

Exact fixtures are the exact length specified. Optimal fixtures' length is rounded down based on LED cut points to allow the fixture to be illuminated end to end. For runs with multiple fixtures that need to fill a specific length, it's recommended to order all optimal fixtures with an exact fixture at the end of the run.



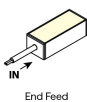


ESSENTIALS EMBD-ENCAPSULATED (03) STATIC COLOR

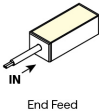
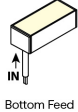
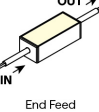
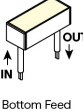
24VDC Linear Fixtures - Recessed

SC ENC LENGTHS BY INCH

EXACT LENGTH

Requested Length	Potential dim spot on either end of a S1 fixture S1  End Feed
12"	1"
13"	0.5"
14"	1"
15"	0.5"
16"	1"
17"	0.5"
18"	1"
19"	0.5"
20"	1"
21"	0.5"
22"	1"
23"	0.5"
24"	1"
36"	1"
48"	1"
60"	1"
72"	1"
84"	1"
96"	1"

OPTIMAL LENGTH

Requested Nominal Length	S1 & S2 S1  End Feed S2  Bottom Feed	P1 & P2 P1  End Feed P2  Bottom Feed
12"	10.41"	10.66"
13"	12.41"	12.66"
14"	12.41"	12.66"
15"	14.41"	14.66"
16"	14.41"	14.66"
17"	16.41"	16.66"
18"	16.41"	16.66"
19"	18.41"	18.66"
20"	18.41"	18.66"
21"	20.41"	20.66"
22"	20.41"	20.66"
23"	22.41"	22.66"
24"	22.41"	22.66"
36"	34.41"	34.66"
48"	46.41"	46.66"
60"	58.41"	58.66"
72"	70.41"	70.66"
84"	82.41"	82.66"
96"	94.41"	94.66"

COMPATIBLE POWER SUPPLIES

See power supplies cut sheets for more information. Data subject to change, all data has +/- 5% tolerance.

DIM TO LEVEL	INDOOR	OUTDOOR
	SC	SC
Dim to Black	Q6M-DC+CAP QTM-DC+CAP iQ-PH+QD1	QOM-DC+CAP QOM-PH
0.1%	QT-CAB-QZ-PH/0-10V QT-CAB-eLED+0-10V QT-CAB-eLED+0-10V-AWN QT-CAB-eLED+DALI-DT6 QT-CAB-eLED+DALI-DT6-AWN QTM-eLED+0-10V QTM-eLED+0-10V-AWN QTM-eLED+DALI-DT6 QTM-eLED+DALI-DT6-AWN QZ-BOWTIE+DIMMER QZ-DMX QZ-PH/0-10V QZ-STICK-PH/0-10V QZLP	Q-SET-QZ-DMX Q-SET-QZ-PH/0-10V Q-SET-eLED+0-10V QOM-eLED+0-10V QOM-eLED+DALI-DT6 QOM-eLED+PS-DALI-DT6 QZ-DMX QZ-PH/0-10V
1%	QTM-eLED(E) QZ-DALI-DT6	Q-SET+QZ-DALI-DT6 QZ-DALI-DT6
10%	Non-Dim Power Supply with SW App Dongle	




ESSENTIALS EMBD-ENCAPSULATED (03) STATIC COLOR

24VDC Linear Fixtures - Recessed

DIMMING PROTOCOL	INDOOR	OUTDOOR
	SC	SC
Non-Dim	QT-CAB-eLED-ND QTM-eLED-ND QZ-ND	Q-SET-QZ-ND Q-SET-eLED-ND QOM-eLED-ND QZ-ND
Phase	Q6M-DC+CAP QT-CAB-QZ-PH/0-10V QTM-DC+CAP QTM-eLED(E) QZ-BOWTIE+DIMMER QZ-PH/0-10V QZ-STICK-PH/0-10V QZLP iQ-PH+QD1	Q-SET-QZ-PH/0-10V QOM-DC+CAP QOM-PH QZ-PH/0-10V
0-10V	QT-CAB-QZ-PH/0-10V QT-CAB-eLED+0-10V QT-CAB-eLED+0-10V-AWN QTM-eLED+0-10V QTM-eLED+0-10V-AWN QZ-PH/0-10V QZ-STICK-PH/0-10V QZLP	Q-SET-QZ-PH/0-10V Q-SET-eLED+0-10V QOM-eLED+0-10V QZ-PH/0-10V
Lutron Athena	QT-CAB-eLED+0-10V-AWN QT-CAB-eLED+DALI-DT6-AWN QTM-eLED+0-10V-AWN QTM-eLED+DALI-DT6-AWN	
ECO System	QTM-eLED(E)	
DMX	QZ-DMX	Q-SET-QZ-DMX QZ-DMX
DALI-2: DT6	QT-CAB-eLED+DALI-DT6 QT-CAB-eLED+DALI-DT6-AWN QTM-eLED+DALI-DT6 QTM-eLED+DALI-DT6-AWN QZ-DALI-DT6	Q-SET+QZ-DALI-DT6 QOM-eLED+DALI-DT6 QZ-DALI-DT6
SCENE App Dimmed	Non-Dim Power Supply with SW App Dongle	








COMPATIBLE MOUNTING ACCESSORIES

MMA-02



Magnet Mount Accessory
of MG-02

COMPATIBLE WIRING ACCESSORIES

<p>Q-mini-J</p>  <p>UL Listed, miniature junction box, DRY/DMP (WET rated with silicone)</p>	<p>Q-mini-J5</p>  <p>UL Listed, miniature junction box, DRY/DMP (WET rated with silicone)</p>	<p>BARREL-EXT</p>  <p>8ft barrel cable extender DRY ONLY</p>	<p>BARREL FOUR-FER</p>  <p>Splits lead from one to four LED Barrel connector fixtures, DRY/DMP</p>	<p>CON120-EXT</p>  <p>10ft Con cable extender DRY/DMP/WET</p>	<p>CON FOUR-FER</p>  <p>Splits lead from one to four LED Con connectors DRY/DMP/WET</p>	<p>CON M - BARREL F</p>  <p>Male con to barrel cable adaptor DRY/DMP</p>
---------------------------------------------------------------------------------------------------------------------------------------------------------------------------------	----------------------------------------------------------------------------------------------------------------------------------------------------------------------------------	-----------------------------------------------------------------------------------------------------------------------------------------------------	---------------------------------------------------------------------------------------------------------------------------------------------------------------------------------------	------------------------------------------------------------------------------------------------------------------------------------------------------	--------------------------------------------------------------------------------------------------------------------------------------------------------------------------------	------------------------------------------------------------------------------------------------------------------------------------------------------------------



ESSENTIALS EMBD-ENCAPSULATED (03) STATIC COLOR

24VDC Linear Fixtures - Recessed

COMPATIBLE APPS

NFC APP



Read and write
DMX addresses and
adjust voltage